

Amagasaki City Household Garbage Handbook

(Revised version 2022(Reiwa 4))

This handbook will be issued on an irregular basis only.
Please keep this edition.

Special
Edition

※Confirm your garbage collection day on page 19-20 and write down the day in the following circles.

Burnable garbage

Twice a week

Bottles/Cans/PET bottles

Once a week

Paper/Clothing

Once a week

Small metal garbage Hazardous items

Once a month

The

Put out garbage **by 8:00 am on a garbage collection day.**

Rules for disposal of
household garbage

3

How to sort and
dispose of household
garbage

4・5

Burnable garbage

6

Bottles/Cans/
PET bottles

7

Paper/Clothing

8・9

Small metal garbage/
Hazardous items

10・11

List of oversized
garbage disposal fees
by item

12

Guidelines of
Oversized garbage/
Extra garbage

13

Garbage disposal
sticker & Extra
garbage disposal
ticket/
List of frequently
asked garbage sorting
categories

14

You may bring in
garbage to the clean
center in person

15

Garbage that the city
does NOT collect
Inquiry

16-18

Garbage collection day
for each community

19・20

- Collection request for oversized garbage & extra garbage
- Collection request for dead small animals such as dogs, cats, etc.
- Inquiry for household garbage such as sorting, collection day, etc.

Collection request and Inquiry:

Contact Household Garbage Reception Center

TEL 06-6374-9999

※ Japanese only

Hours

[Mon-Fri] 8:00am-4:45pm

[Sat・Holidays] 9:00am-4:45pm

※Closed for the year-end and New Year's Holidays

Amagasaki City
Oversized garbage & Extra garbage
Online collection request



The smartphone app for garbage sorting & disposal, “さんあ〜る” is now available! This app provides the garbage disposal guidance regarding the collection day, garbage sorting, and other important information. Choose the language from English, Chinese, Korean, or Vietnamese accordingly.

Download
from here



Amagasaki City website : <https://www.city.amagasaki.hyogo.jp/>

※For the latest information, refer to the city's website.

Edited and issued by Amagasaki City March 2023 (Reiwa 5).

To the residents of Amagasaki City

Japan has the garbage sorting/disposal rules to put out garbage on a designated day so that we can dispose of them properly to avoid negative impact on the environment and to reuse them as resources.

- The rules for garbage disposal vary from city to city. Therefore, the residents of Amagasaki are requested to observe the guidelines of Amagasaki City.
- Garbage that is not properly sorted will not be collected. Those garbage left on a street are at risk of being scattered by crows causing the environmental issues. To keep our city clean, please observe the garbage disposal rules.
- Violating of the rules may be subjected to the penalties by law or local ordinance.

① Put out the garbage properly on a designated day and site according to the garbage disposal rules. (If violating the rules, garbage will not be collected. Violation of the city ordinance may be subject to a **penalty of up to 2,000 yen**).

② Do not take away someone's items that have been left at collection sites. (The act of taking away the items particularly, paper, cans, small home appliances or small metal garbage without permission may be subject to a **penalty of up to 200,000yen**).

Rules for disposal of household garbage

The basic rules of household garbage disposal

- Put out the following garbage on a designated collection day.

Burnable garbage	Twice a week
Bottles, Cans & PET bottles	Once a week
Paper & Clothing	Once a week
Small metal garbage & hazardous items	Once a month

- Put out the garbage **by 8:00 am on a collection day.**

- It is requested that garbage be tied into bundles for easier transport and put in a garbage bag designated by the city of Amagasaki.※

- **Garbage will NOT be collected if not sorted properly according to the rules.**

- Contact us for extra garbage due to relocation/large-scale cleaning (Fees are required. For details, refer to P.13).

- **Garbage generated from the business activities in stores, business establishment or factories are NOT collected by the city.** Business operators are responsible to disposal of their garbage properly.



※ Garbage bags designated by the city of Amagasaki

Be sure to put the garbage categorized “burnable garbage,” “bottles, cans, PET bottles,” “clothing,” or “hazardous items of small metal garbage” in the city’s designated green bags before putting out in a site.

Note : If not put in the designated bag, garbage will not be collected.

Size:

There are three different sizes:

Large(45 liters), Medium(30 liters), and Small(10 liters).

The garbage bags are available at:

supermarkets, convenience stores, “home center” (home improvement retailers), or drug stores in Amagasaki.



How to sort and dispose of household garbage

collection	Category	Disposal method	How to sort household garbage
Twice a week	Burnable garbage	Put in a designated bag	<p>For details, see P.6</p> <p>※You are requested to split the volume of garbage other than kitchen garbage into different occasions for disposal (Up to 2 large-size bags per household at a time are preferable)</p> <div> <div>Kitchen garbage</div> <div>Nonrecyclable paper scraps and textile waste</div> <div>Rubber items</div> <div>Leather items</div> <div>Plastic items</div> <div>Ceramics</div> <div>Bottles</div> <div>Containers</div> <div>Packages</div> <div>Other items</div> <div>Bags & Wrappings</div> <div>Styrofoam</div> <div>Plastic products</div> <div>Aluminum food containers</div> </div>
Once a week	Bottles/Cans/ PET bottles		<p>For details, see P. 7</p> <div> <div>Bottles (used for beverages, alcoholic beverages, seasonings, food, etc.)</div> <div>Cans (used for beverages, alcoholic beverages, seasonings, food, etc.)</div> <div>PET bottles (used for beverages, alcoholic beverages, mirin cooking sake, soy sauce, etc.)</div> </div> <p>※PET bottles bearing PET recycling symbol ONLY.</p> <div> <div> <p>Agricultural chemical bottle, paint cans, oil cans, or food cans over 20 cm in size.</p> </div> <div> <p>Soy sauce bottle, etc.</p> </div> </div> <p>Dispose of these items as small metal garbage (hazardous items)</p> <div> <div> <p>Bottles bearing plastic recycling symbol such as bottles for sauce, cooking oil, detergent, etc.</p> </div> <div> <p>→ Put out on a burnable garbage day.</p> </div> </div>

Reservation is required for the following items(with fees)

Oversized garbage

For details, see P.12•13

Fees (300-1,800 yen per item)

- Items greater than 50 cm on one side.
- Items listed in the list of oversized garbage disposal fees by item such as furniture, bicycles, futon, etc.



Extra garbage

For details, see P. 13

Fee (5,400 yen per volume capacity of a cube with a side length of 1.8m)





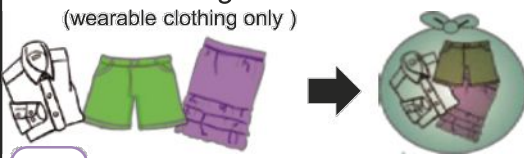
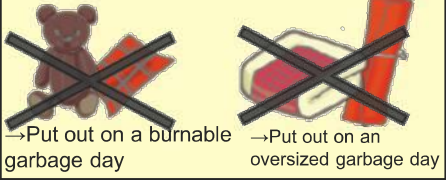






- Large volumes of garbage due to relocation, etc.

If you bring in your garbage to the incineration (hereinafter called "clean center") in person,
Fee (Household garbage: 103 yen per 10kg)
• Reservation is required at least one day before ahead of time.

For details, see P. 15

【IMPORTNAT】

- Put out garbage by 8:00 am on a collection day.
- If garbage is not properly sorted, a garbage collector will NOT collect the garbage.

Collection	Category	Disposal method	How to sort household garbage
Once a week	Paper	 Bind the same type of paper together and tie them with a string	<p>For details, see P. 8</p> <p>Newspapers Cardboard Other paper (magazines・paper boxes・wrapping paper, etc.)</p>  <p>Collection service is available regardless of the weather including rains.</p> <p>Nonrecyclable items such as paper cups, aluminum foil, pictures, thermal paper, etc., are not accepted.</p>  <p>→put out on a burnable garbage day</p>
	Clothing	 Put in a designated bag	<p>For details, see P. 9</p> <p>Clothing (wearable clothing only)</p>  <p>Do NOT dispose of clothing if it rains. Wait until next available collection day.</p> <p>Stuffed animals, towels, fabrics, etc. Futon & rugs</p>  <p>→Put out on a burnable garbage day →Put out on an oversized garbage day</p>
Once a month	Small metal garbage	 Stick a note "小型ごみ" (small garbage) to the item.	<p>For details, see P. 10</p> <p>※The item without a note will NOT be collected.</p> <p>Items between 20-50cm in size</p> <p>Home appliances Metal household items Cans Umbrellas</p>  <p>(Dispose of beach umbrellas as oversized garbage)</p>
	Hazardous items	 Put in a designated bag	<p>For details, see P. 11</p> <p>Knives Glass Paint cans & oil cans  キケン</p>  <p>※Separate the following items from other garbage and put them in a designated bag.</p> <p>Spray cans & Gas cylinders</p> 

Items that the city does NOT collect:

Items such as air conditioners, TV, refrigerators, or washing machines listed in the Home Appliance Recycling Law as well as computers, motorcycles, etc., are not collected by the city. Do NOT bring them in to the clean center.

For details, see P. 16~18

Collection request is required for the following items

Dead animals (small animals such as dogs, cats, etc.)

Stray dogs/cats, etc. Free of charge

Pet dogs/cats, etc. 2,700 yen per remain

・Call Household Garbage Reception Center(06-6374-9999 Japanese only)

Burnable garbage

Regular collection service is available «twice a week»

How to dispose of burnable garbage



Put garbage in the designated bag and put it out by 8:00 am on a burnable garbage collection day.

【We ask for your cooperation】

Please **split the volume of garbage** other than kitchen garbage into different occasions for disposal (**Up to 2 large-size bags per household at a time are preferable**).

○ Following items are considered “Burnable garbage”

Kitchen garbage:

○ Drain fluid from the garbage thoroughly.

○ Sharp items including skewers must be wrapped in the paper after bending the tips (NOTE: Skewers made of metal are considered “small metal garbage (hazardous items).”)

○ Soak the liquids including the cooking oil into the cloth before disposal.



Nonrecyclable paper scraps and textile waste:

※ Above items can be put out as burnable garbage IF not categorized as paper/clothing.

○ Paper diapers: flush waste down the toilet before disposal.

○ Beanbags: separate it into a different bag.



Plastic items



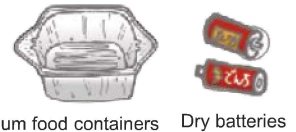
○ Items within 50cm in size are considered “burnable garbage.”

Leather/Rubber items & Ceramics



Other items

Items smaller than 20cm in size that contain metal parts are considered “burnable garbage” (except cans for beverages and food).



✗ Do NOT dispose of the following items as “Burnable garbage”

Plastic items greater than 50cm in size.

Dispose of these items as “oversized garbage.”

For details, see P. 13

Small rechargeable batteries (e-cigarettes, portable chargers, etc.)

These items are NOT accepted by the regular collection service as they are hazardous that may lead to fires.

For details, see P. 10

Lighters with the residual fuel inside

Lighters are hazardous that may lead to fires. Ensure that you have exhausted all the lighter fluid inside before disposal. Put them out as burnable garbage.

Recyclable items collected at stores

Food trays

Take them to the supermarket that has recycling bins.



Watch out crows!

To keep crows out of garbage before they scatter trash, be sure to follow the rules below.

- Reduce your kitchen garbage as it has become their food.
- Put out garbage on a designated day and time.
- Use anti-bird netting to fully cover the garbage.



Effective way to cover garbage with anti-bird netting:

Place objects to close off the area with anti-bird netting.



Bottles/Cans/PET bottles

Regular collection service is available
 «once a week»

How to dispose of bottles/cans/PET bottles



You may put these bottles together in a same designated bag. Put it out by 8:00 am on a collection day.

【NOTE】

Remove a label and cap off the bottle and dispose of them as “burnable garbage.”

Do not dispose of the following items as “Bottles/Cans/PET bottles”

Glass(except glass bottles),
 Light bulbs, Pans, Bottles made of stainless steel,
 Spray cans, and Gas cylinders.



Dispose of these items as “small metal garbage & hazardous items.”

For details, see P. 10・11

Following items are considered “Bottles/Cans /PET bottles”

Beberage and food bottles, cans, and PET bottles are accepted on a bottles/cans/PET bottles collection day, EXCEPT (see below).

Bottles

Take these bottles to the store which collects recyclable bottles.



Cans

Roughly up to 20cm in size. Cans greater than 20cm in size should be put out as “small metal garbage.”



PET bottles



PET bottles bearing the recycle symbol (see the image on the left) are categorized as “bottles/cans/PET bottles.” Dispose of other plastic bottles bearing the different symbols as “burnable garbage.”

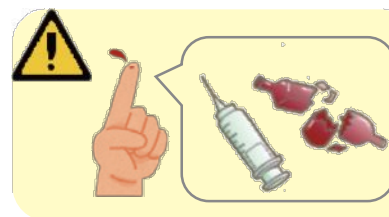


Rules for disposal of Bottles/Cans/PET bottles

○ Make sure to remove the foreign objects inside.

Garbage collectors manually collect and sort bottles, cans, and PET bottles. They are at risk of injury if foreign objects such as cutters, fragment of glass or hypodermic needles are in it.

Do NOT put any hazardous items inside.



○ Rinse out the bottle before disposal.

Do not dispose of the bottle with the residual fluid inside.

○ Labels and caps of PET bottles are categorized as “burnable garbage.”

Labels and caps are made of different materials from the materials of PET bottles. Do NOT dispose of PET bottles with labels and caps.

How to dispose of PET bottles



Remove a label and cap off the PET bottle.
 (Dispose of removed label and cap as “burnable garbage”).



Rinse out the bottle.
 Remove the foreign objects.



Put them in a designated garbage bag.

Paper/Clothing

Regular collection service is available «once a week»

Paper



Collection service is available regardless of the weather including rainy days.

How to dispose of Paper

No need to put in a designated bag

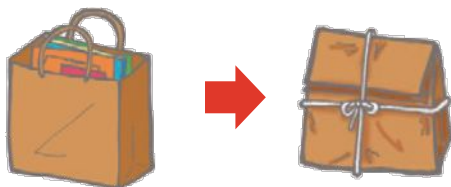


Please separate newspapers, cardboard, and other paper into separate piles, and tie them with a string. Put them out by 8:00 on a collection day.

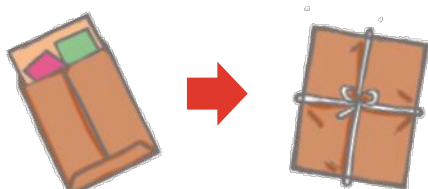
How to dispose of "other paper."

Small paper will be collected as recyclable resources as well. Do NOT dispose of small paper as burnable garbage. Make sure to put it out as recyclable paper.

- Put them in a paper bag and tie with a string.



- If the paper is too small, insert in a magazine and tie with a string, or put in an envelop and tie with a string.



○ Following items are considered "Paper"

Newspapers (including flyers)



Cardboard



Other paper



- Magazines & Pamphlets



- Paper/Kleenex boxes
*Remove the plastic film



- Cardboard cores



- School textbooks/
notebooks/calligraphy *hanshi*
paper/construction paper



- Photocopying
paper/Memo
pads



- Paper tags
for clothing



- Envelops/Postcards/DM
*Remove the plastic film



- Shredded paper
(recyclable paper only)

※To prevent scattering,
put them in a transparent
bag.

Recyclable items collected at stores.

Paper cartons



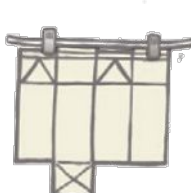

Take milk/juice cartons bearing the recycling symbol (see the image on the left) to a supermarket or public facility that has recycling bins.

<How to dispose of paper cartons>

Rinse inside→

flatten→

Dry



✕ Do not dispose of the following items as "Paper"

Nonrecyclable paper

Make sure to put out the following items as "burnable garbage."

- Plastic processing paper including posters
- Carbon paper including carbon copy slips
- Thermal paper including receipts
- Thermal transfer sheets
- CDs & DVDs that accompany magazines (Note: dispose of magazines as "paper/clothing")
- Dirty paper with odor of the food, etc. (paper boxes for soap, detergent, pizza, etc.)
- Paper plates & Paper cups
- Sealed postcards
- Pictures



Clothing



Collection service is NOT available if it is raining.

How to dispose of Clothing



Put in a designated bag and bind tightly. Put it out by 8:00 am on a collection day.



Following items are considered "Clothing"

Clothing

※Put out wearable clothing only



Collected clothing will be sent overseas for reuse. Do not put them out if it is raining. Wet clothing may not be reusable. Wait until next available collection day. **Do NOT put out wet clothing.**



Do not dispose of the following items as "Clothing"

Stuffed animals,
Towels,
Scrap fabrics,
Blankets, etc.



Ripped/dirty clothes



Futon & Rugs

Dispose of these items as "oversized garbage."



Dispose of these items as "burnable garbage."

For details, see P. 12・13

IMPORTANT!

It is **prohibited** to take away the following items without **permission** from the collection site.



缶類

Cans



紙類

Paper



金属製ごみ

Metal garbage



小型家電製品

Small home appliance

Violating of rules may be subject to a **penalty of up to 200,000 yen.**

The city of Amagasaki may take a **legal action or order** for any individual who does not follow the garbage disposal rules.

How to sort of household garbage

Burnable garbage



Bottles/Cans/PET bottles



Paper/Clothing



Small metal garbage/ Hazardous items



Violating of order may be subject to a **penalty of up to 2,000yen.**

Small metal garbage

Regular collection service is available
 ≪once a month≫

How to dispose of small metal garbage



No need to put in a garbage bag. Stick a note “小型ごみ” (small garbage) to the item. Put it out by 8:00 am on a collection day.

※ The item which does not have a note will not be collected.

Metal items can be categorized as following different categories depending on its size.

Less than 20cm	20-50cm	Greater than 50cm
Burnable garbage (NOTE: beverage cans/food cans are considered “bottles/cans/PET bottles.”)	Small metal garbage ※	Oversized garbage For details, see P12・13

※Items listed in the list of oversized garbage fees by item (P.12) are considered oversized garbage.

Following items are considered “Small metal garbage”

The item 20-50cm in size that is mostly made of metal is considered “small metal garbage.”

【Examples of small metal garbage】

Home appliances:

Irons, Toasters, Electric rice cookers, Futon dryers, Electric kettles, Iron griddles, etc.



Metal home appliances:

Gas stoves(with one burner), Portable stoves, Grills, Pots, Pans, Kettles, etc.



Cans:

Cookie tins, Rice cracker tins, etc.



Other items:

- ・Umbrellas(※beach umbrellas are considered “oversized garbage.”)
- ・Blocks & Bricks (※up to 3 pieces at a time)



Do NOT dispose of the following items as “Small metal garbage”

Items listed in the Home Appliance Recycling Law such as air conditioners, TV, refrigerators, or washing machines, etc.: These items are NOT collected by the city. Please follow the rules for recycling procedure.

For details, see P.16

Computers:

Computers are NOT collected by the city. Please follow the rules for recycling procedure.

For details, see P.17

Small rechargeable batteries such as e-cigarettes, portable chargers, etc.:

These items are NOT accepted by the regular collection service. They are hazardous that may lead to fire accidents. Make sure to remove the batteries from the products, and dispose of them according to the following procedures.

Small rechargeable batteries, button batteries, etc.

Disposal methods vary depending on the type of batteries.

Dry batteries

Dry batteries are used in radio-cassette recorders, flashlights, remote controls, etc.

➡Dispose of dry batteries as “burnable garbage.”

For details, see P.6

Button batteries

Button batteries are used in wrist watches, hearing aids, burglar alarms, etc.

➡Take them to the electronics store that has collection bins.

Small rechargeable batteries

- Lithium-ion batteries(Li-ion))
- Nickel-metal hydride batteries(Ni-MH)
- Nickel-cadmium batteries(Ni-Cd)



Above batteries

are used in digital cameras, video cameras, e-cigarettes, portable chargers, portable fans, cordless vacuum cleaners, etc.

➡Take them to the electronics store that has collection bins or the retail shop that you purchased them.
 (See the website of Amagasaki City to find a store that collects these batteries).

If you have such batteries, no recycling symbols, swollen batteries, or if you have a trouble removing batteries from the products, please contact Household Garbage Reception Center (Japanese only) as they may lead to fires.

Do NOT put out on the regular collection service.



Hazardous Items

How to dispose of hazardous items



Put in the designated garbage bag on a designated collection day. Stick a note “キケン” (handle with caution) or “スプレー缶” (spray cans) to the item accordingly.



Knives



Glass



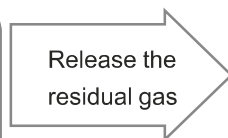
Paint/Oil cans



Wrap them in a cloth



Put them in a designated bag and stick a note “キケン” (handle with caution) on the bag.



Release the residual gas

Following items are considered “Hazardous items”

Knives:

Kitchen knives, Scissors, Metal skewers, Razors, Tools, etc.

Glass:

Broken glass bottles, Glass bottles for cosmetics, Fluorescent tubes, Light bulbs, etc.

Paint/Oil cans:

Spray cans & Gas cylinders

Spray cans/
Gas cylinders



Release the
residual
gas

Separate this
item from other
garbage



Put in a designated bag and stick a note “スプレー缶” (spray can) on the bag.

IMPORTANT: Spray cans/gas cylinders must be put in a dedicated bag. If other garbage are in it, it will not be collected.

Please note fires break out frequently in a garbage truck or at a garbage treatment facility.

Fires in a garbage truck or at a garbage treatment facility occur frequently. These fires may be ignited by the residual gas left inside spray cans/gas cylinders, or small rechargeable batteries including lithium-ion batteries. To prevent hazardous fires, please follow the rules below.



Ensure that you have exhausted all the gas inside of spray cans/gas cylinders.

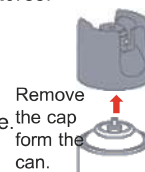
The products with a degassing cap which releases the residual gas are also available at stores.

Please note the form of the cap or using method vary depending on the manufacturers. Read the warning and instructions printed on the label before use.

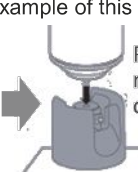
Be sure to release the gas in a well-ventilated outdoor location where there is no risk of fire.

Do NOT pierce the can/cylinder. It may disperse the residual gas and catch a fire.

How to use a degassing cap
(example of this specific type)



Remove
the cap
from the
can.



Push the
nozzle into the
can



Reference: Aerosol Industry Association of Japan

What is lithium-ion battery?

Lithium-ion batteries bear the recycling symbol. These batteries are usually used in the recyclable products. Do NOT put out on the collection service. Make sure to remove the batteries from the product before disposal.

For details, see P.10

To prevent a fire, please follow the rules below

- Be sure to remove the kerosene or batteries from the kerosene heater or fan heater accordingly.
- Remove the batteries if the product contains batteries before disposal.
- Remove the gas cylinder from the portable stove before disposal.



List of oversized garbage disposal fees by item

※Oversized garbage are determined by their own forms.

※Items listed here are considered oversized garbage even if it is 50cm or smaller in size (fees are required).

※The unit price is applicable for the item you discard if it is listed here.

※If you are not sure whether your item is categorized as oversized garbage, please contact Household Garbage Reception Center(Tel. 06-6374-9999 Japanese only).

1 Home Electric Appliances

	Item	Unit price
1	Microwave	600
2	Dish dryer, Dish washer	300
3	Trouser presser	300
4	Vacuum cleaner	300

2 Heating/Cooling appliances

	Items	Unit Price
5	Cooler	600
6	Kotatsu (table with an electric heater attached to the underside of the table)	300
7	Heater	300
8	Electric fan (except portable fan)	300

3 Audio equipment/Musical instrument

	Items	Unit Price
9	Organ, Electric piano	1500
10	Audio equipment, Karaoke	900

4 Beddings

	Items	Unit Price
11	Bed (small double sized bed or bunk beds with 2 or more beds)	1200
12	Bed (single)	900
13	Mattress (larger than small double sized bed)	900
14	Mattress (single size)	600
15	Crib	600
16	Cot	300
17	Mattress to put the futon on	300
18	Futon	300

5 Furniture/Rug

	Item	Unit price
19	Japanese-style closet, Wardrobe	1800
20	Sideboard	1200
21	Couch (Large enough for 2 people or more)	1200
22	Shoe rack	900
23	Cupboard	900
24	Chest	900
25	Bookshelf	900
26	Dresser, Full-length mirror	600
27	Sofa (for single-use)	600
28	Desk	600
29	Table	600
30	Accordion curtain	300
31	Garment storage, Wicker trunk	300
32	Chair, Legless chair, Car seat	300
33	Cabinet	300
34	Rug	300
35	Partition, Reed blind	300
36	TV table, Telephone stand	300
37	Electric heating carpet	300
38	Storage shelf, Storage box	300
39	Cart	300

6 Kitchen Items

	Item	Unit Price
40	Gas stove (with two burners)	300
41	Rice bin	300

7 Vehicles

	Item	Unit Price
42	Bicycle	600
43	Tricycle, Unicycle	300
44	Baby stroller, Shopping cart	300

8 Hobby items/Other items

	Item	Unit price
45	Massage chair	1500
46	Health equipment (Walker, etc.)	900
47	Clothes drying stand	900
48	Knitting machine, Sawing machine	600
49	Rack for computer	600
50	Ironing board	300
51	Stepladder	300
52	Golf bag	300
53	Golf clubs (within 14 clubs)	300
54	Suitcase	300
55	Ski equipment (one unit of board/pole), Snowboard	300
56	Duckboard	300
57	Washtub	300
58	BBQ set	300
59	Beach umbrella	300
60	Bathtub cover	300
61	Baby bathtub	300
62	Portable toilet & seat	300
63	Plastic container (18ℓ or larger)	300
64	Pole used for hanging laundry	300
65	Other items	
	●Either the longest side of the item or the diameter is over 50cm, Also, the weight is 50kg or less and the volume capacity is 1m³ or less.	300
	●Either the longest side of the item or the diameter is over 50cm, Also, the weight is greater than 50kg ●The volume capacity is greater than 1m³.	1800

Guidelines of Oversized garbage/Extra garbage «Reservation is required» Japanese only

Oversized garbage

Items:

- Either the length of the longest side of the item or the diameter is greater than 50cm(See P.1).
- Items listed in the list of the oversized garbage fees by item

Fees:

- 300-1,800 yen per item (fees vary depending on the item)
- For details, refer to the list of oversized garbage disposal fees by item.

Extra garbage

Items:

- Large volumes of garbage due to relocation, etc.
※ Your presence is required when the garbage collectors come in for pick-up to your house as they inspect the volume and contents of garbage with you.

Fees:

- 5,400 yen per volume capacity of a cube with a side length of 1.8m.
※ The same amount of fee will be applicable for each volume capacity exceeding the above-mentioned volume.

How to make a reservation & dispose of oversized garbage/extra garbage

Call Household Garbage Reception Center or apply online.

※ Collection service is NOT available on Saturday & Sunday.
※ Depending on the availability, we may not meet your request.
Please apply early.



Make sure to purchase the garbage disposal sticker(s)/ticket(s) by the collection day.

※ When you dispose of oversized garbage, write your application number on the sticker and attach it to the item in which the sticker is visible.

※ When you dispose of extra garbage, you don't need to attach the sticker to the item. Give it to the garbage collector.



Take your garbage to the designated site on the collection day.
※ Garbage collectors do NOT carry your garbage from your house to the collection site.

Household Garbage Reception Center TEL 06-6374-9999

[Monday-Friday] 8:00am-4:45pm

[Saturday & National Holidays] 9:00am-4:45pm

※ Closed for the year-end and New Year's Holidays

Hours

Amagasaki City Oversized garbage/Extra garbage

Apply online

- You will receive a confirmation mail after your application has been processed and confirmed.
- The city service staff may contact you to confirm the disposal site, etc.



【IMPORTANT】

Your presence is required on the extra garbage collection day.

IMPORTANT

- Garbage generated from the business activities in stores, business establishments or factories are NOT collected by the city. The business operators are responsible to dispose of their garbage properly.
- You can NOT request a collection time.

- When you make a reservation, be sure to write down your application contents and instructions given to you. You may need them later for inquiry.

- Please notify in advance in case you change/add items to be collected.
If you apply online, you can change/cancel the contents online.

- **IMPORTANT** : When you dispose of extra garbage, please notify if gas cylinders/lithium-ion batteries are included as these items are hazardous that may lead to a fire or an explosion.
If you have paper such as magazines/books, dispose of them as "paper & clothing."

【We ask for your cooperation】

To prevent a fire accident,
garbage collectors
inspect the contents of extra garbage.

Garbage disposal sticker & Extra garbage disposal ticket

※Make sure how many tickets you will need beforehand.

●Garbage disposal sticker (sample)



<Example>

When you dispose of an item of 900 yen, you will need 3 pieces of this sticker.

●Extra garbage disposal ticket (sample)



<Example>

If the total volume exceeds the volume capacity of a cube with a side length of 1.8m, you will need 2 tickets or more.

※Do NOT attach the extra garbage disposal ticket to the item. Give it to a garbage collector.

Where to buy stickers/tickets



The stickers/tickets are available at convenience stores that have the sticker above. For details, see the website of Amagasaki City.

List of frequently asked garbage sorting categories

※Refer to the website of Amagasaki City for more FAQ, "garbage sorting dictionary" listed by the Japanese alphabetical order.



Item	Category	Remarks
Extension cord	Small metal garbage	Items exceeding 50cm are considered "Oversized garbage."
Humidifier		
Diatomite products (Coasters, Bath mats, etc.)	Burnable garbage	Soak these items in water before putting in a plastic bag. Then put it in a designated bag for disposal. Items exceeding 50cm in size such as bath mats, etc. are considered "Oversized garbage."
Tools	Small metal garbage	Items exceeding 50cm are considered "Oversized garbage."
Dehumidifier		
Zabuton cushions	Burnable garbage	Up to two pieces only at a time
Fan	Oversized garbage	Fan blades less than 30cm in diameter are considered "Small metal items."
Thermometer	Burnable garbage	Electronic thermometers are considered "Burnable garbage." As for the thermometers made of glass, contact 06-6374-9999 (Japanese only).
Soil/Sand (including sand for Pets)	Burnable garbage	One small-size bag only at a time

Item	Category	Remarks
E-cigarette, Electric shaver, etc. (electronic devices using rechargeable batteries)	No collection service available	Take these items back to the same store you purchased them. Otherwise, contact Household Garbage Reception Center (Tel. 06-6374-9999 Japanese only).
Hangers (including wire hangers)	Burnable garbage	Take these items back to the store
Handheld vacuum cleaner	Small metal garbage	Items greater than 50cm are considered "Oversized garbage." Up to three pieces only at a time. Contact professional contractor if needed.
Printer		
Block/Brick		
Futon	Oversized garbage	Including futon for summer & futon for babies.
Bathtub cover		
Blanket	Burnable garbage	One piece only at a time
Randoseru school backpack		

You may bring in garbage to the clean center in person

《Reservation is required》
Japanese only

If you bring in garbage (general waste generated at home or office in Amagasaki City) to the city's clean center in person, see below.

How to make a reservation

Call the clean center to make a reservation from three weeks to one day ahead of time.

※If you wish to bring in on Monday, apply by Friday a week before.

TEL 06-6409-0101

FAX 06-6409- 0210

Hours

8:30 am – 5:15 pm

Monday-Friday(Open on the National Holidays.

Closed for the year-end and New Year's Holidays).

※Depending on the availability, we may not meet your request.

Reception Hour

Monday-Friday

(Open for the National Holidays.

Closed for the year-end and New Year's Holidays)

9:00 am – 11:30am

1:30 pm – 4:00pm

Fees:

Household garbage: 103 yen per 10k

Office garbage: 123 yen per 10k

Payment method: Cash only. Pay at a clean center when you bring in.

IMPORTANT

○ There are items that you may not bring in depending on the volume/content of the items. Please confirm the items at the time of booking. Do NOT bring in the items that the city does not collect. See the items described in P.16-18.

○ Keep your reservation date/time, and follow the instructions given at the time of booking.

○ Sort your garbage according to the rules beforehand.

○ Unloading garbage:Unload and carry your garbage yourself.

○ Garbage inspection:

For the proper garbage disposal, your garbage will be inspected if necessary.

If you bring in the item the city does not collect, we ask you to take it home.

Internet application



Reception Hour
24 hours, 365 days

Carry-in location

Address: 2 Otakasucho,Amagasaki City

About 2km south of Hanshin Amagasaki station on the Gogobashi-Line.

Go over the Route 43 and the clean center is located east side of the gas station.



Garbage that the city does NOT collect

Items listed in the Home Appliance Recycling Law



Air conditioners



CRT-based TVs



LCD TVs
PDP TVs



Refrigerators
※(including cold storage and cold-hot storage)



Freezers



Washing machines



Laundry dryers

The city of Amagasaki does NOT collect the following items.
Do NOT bring them in to the clean center.

When you buy a new appliance,

Ask the store to collect the old one(recycling fee & transportation fee for collection are required).

If you wish to dispose of the old appliance without buying a new one,

- Method 1 Ask the store you purchased the item to collect the old ones. (recycling fee & transportation fee for collection are required).
- Method 2 Please contact below if you are not sure where you bought the item. The retail store you bought it from has been closed. The store you bought it from is not nearby due to relocation.
Amagasaki Denki Shogyo Kumiai (Electrical Commercial Association of Amagasaki) (TEL 06-6419-0615 Japanese only)(recycling fee & transportation fee for collection are required).
- Method 3 Bring in old appliance to the designated collection site* in person.
(you will need to pay recycling fee and bank transfer fee at a post office)
※For details, contact Association for Electronic Home Appliances (Japanese only).

Association for Electronic Home Appliances
Home Appliance Recycling Ticket Center
TEL 0120-319640 FAX 03-3903-7551
[Business Hour] 9:00am-6:00pm(Closed on Sunday & National Holidays)

Unauthorized Scrap Dealers Alert!

Scrap dealers who cruise around your residential areas using a loudspeaker and toss the pick-up service flyers into your letter box are NOT authorized dealers and they have not obtained the permission of collecting garbage/old home appliances from the city. Therefore, do NOT give them any unwanted items including old appliances. There have been numerous claims from the consumers that the unauthorized dealers are overcharging the fees after the service.

Only the city officials can collect household garbage and unwanted items.



Computers

The city of Amagasaki does NOT collect computers.
Do NOT bring in computers to the clean center.



How to dispose of laptops, desktop computers, and monitors

Free collection service by ReNet Japan Recycle, Inc.

ReNet Japan Recycle Inc. provides free collection service for old computers.

【Collection Service Procedure】

1 お申込み

リネットジャパンへ申込
<http://www.renert.jp/>

2 回収物を詰める

パソコン等を
ダンボールに詰める

3 佐川急便が回収

佐川急便が希望日時に
自宅から回収

ReNet Japan Recycle Inc.

<https://www.renert.jp/>

TEL 0570-085-800(Japanese only)

Business Hour: 10:00am-5:00pm

リネットジャパン 検索



- Erase your data from your computers yourself(Free data deletion software is available).
- ReNet Japan Recycle Inc. also collect other small home appliances or peripheral devices including printers together with the computer.
- Collection fee for one cardboard box including a computer: a box within 140cm when you total length, width, and height AND the total weight within 20kg is free of charge.

Collection service by manufacturers

Contact the manufacturer directly if your computer bears a PC recycling symbol (below). No collection fee is required.



If your computer has no PC recycling symbol, the collection fee is required. For details, contact PC3R Promotion Association.

General incorporated association
PC3R Promotion Association

<https://www.pc3r.jp/>

TEL 03-5282-7685(Japanese only)

FAX 03-3233-6091

[Business Hour]9:00am-12:00pm／1:00pm-5:00pm
(Closed on Saturday, Sunday, National Holidays,
the year-end and New Year's Holiday)

Motorcycles(including *gentsuki* motorcycles)

The city of Amagasaki does not collect motorcycles.
Do NOT bring it in to the clean center.

Contact Jitensha Recycle Call Center (Bicycle Recycle Call Center) or the store that has the motorcycle recycling symbol (the image on the right) for disposal.

Bicycle Recycle Call Center
TEL 050-3000-0727(Japanese only)
[Business Hour]9:30am-5:00pm
(Closed on Saturday, Sunday, National Holidays, the year-end and New Year's Holiday)
<https://www.jarc.or.jp/motorcycle/>



Home Medical Waste

The city of Amagasaki does not collect infectious/sharp pointed instruments.
Do NOT bring them in to the clean center.



The city does NOT collect the infectious or sharp pointed medical instruments. Please be sure to return them to the medical institution or pharmacy.

Items that are difficult to discard

The city of Amagasaki does not collect the following items.
Do NOT bring them in to the clean center.

As for the following items, anyone who owns is responsible to dispose of the items properly. Otherwise ask the store you purchased them or professional dealers to collect.

- Propane gas cylinders

Contact the manufacturer printed on the label.

Otherwise, contact

Hyogo LP Gas Association(TEL 078-361-8064 Japanese only)

- Agricultural chemicals

- Bicycle parts including batteries/tires

- Pianos(except electronic pianos)

For details, contact the distributor accordingly.



- Fire extinguishers

Contact the manufacturer or the store you purchased the fire extinguisher.

If you are not sure where you purchased it from, contact Shokaki Recycle Center (Fire Extinguisher Recycle Center)

(TEL 03-5829-6773 Japanese only).



Inquiry ※Japanese only

Content	Contact	TEL	Hours (Closed for the year-end and New Year's Holidays)
Household garbage sorting/collection	Household Garbage Reception Center	TEL 06-6374-9999 FAX 06-6409-1193	[Weekday] 8:00am-4:45pm
Collection request for oversized garbage/extra garbage			[Saturday/National Holidays] 9:00am-4:45pm
Collection request for dead animals(small animals such as dogs, cats, etc.)			
Reservation for bringing in garbage to the clean center	Clean Center	TEL 06-6409-0101 FAX 06-6409-0210	8:30am-5:15pm (Monday-Friday including National Holidays)
Garbage recycling & reduction	Resources Recycling Division	TEL 06-6409-1341 FAX 06-6409-1277	8:30am-5:15pm (Monday-Friday Closed for National Holidays)

Garbage Collection day for each community

(Garbage collection will be made on the fixed day even if the day is overlapped with the national holiday.)

Collection scheduled days on the beginning and the end of the year will be shown on News, City Amagasaki

※You are requested to confirm your “cho” name without fail, and are requested to describe the correct weekday and other requisite into the circled space on the cover.

Areas	Address	Burnable garbage	Bottles, Cans PET bottles	Papers・ Clothes	Small metal garbage Hazardous items
1	Nishikoya, Tunematsu,Mukonosato, Mukoyutakamachi, Tuneyoshi, Mukomotomachi	Every Monday Thursday	Every Friday	Every Tuesday	The 2nd Wednesday
2	Mukocho,Mukonosono1・2chome, Mukonosonishi, Minamimukonosono6～9chome				Every Tuesday
3	Mukonosono6～9chome				
4	Mukonosohonmachi, Mukonosono3～5chome, Mukonosohigashi				The 4th Wednesday
5	Minamimukonosono1～5chome	Every Tuesday Friday	Every Monday	Every Wednesday	The 3rd Thursday
6	Tomatsucho, Tsukaguchicho3～6chome				
7	Kaminoshimacho, Kuriyamacho, Minamitsukaguchicho, Higashitsukaguchicho		Every Thursday	Every Monday	The 2nd Wednesday
8	Tsukaguchicho1・2chome, Tsukaguchihonmachi, Inadera3chome	Every Wednesday Saturday	Every Friday	Every Tuesday	The 2nd Thursday
9	Tano3～6chome, Inadera1・2chome, Minamishimizu, Kema, Misono1・2chome, Kuchitanaka1chome, Kawaranomiya1chome		Every Monday	Every Thursday	The 4th Friday
10	Tano1・2chome, Shido, Higashisonodacho2～5chome		Every Tuesday		The 3rd Friday
11	Higashisonodacho1・6～9chome				The 2nd Friday
12	Kamisakabe, Misono3chome, Kuchitanaka2chome, Kawaranomiya2chome, Nakoji1・2chome		Every Thursday	Every Friday	The 3rd Monday
13	Kukuchi1・2chome, Shimosakabe4chome, Nakoji3chome, Konakajima, Zenpojicho, Nukatacho, Tonouchicho	Every Tuesday			The 4th Friday
14	Nanamatsucho2・3chome, Tachibanacho1～3chome, Mizudocho3chome, Minamimukonosono10～12chome		Every Friday		The 4th Wednesday
15	Inabamotomachi, Oshokita (Houses facing the Route2 are area23), Hamadacho (Houses facing the Route2 are area23), Nanamatsucho1chome, Nishitachibanacho, Yomogawasoen	Every Monday Thursday	Every Tuesday	Every Wednesday	The 2nd Friday
16	Inabaso (Houses facing the Route2 are area23), Tachibanacho4chome, Mizudocho1・2・4chome		Every Wednesday	Every Friday	The 4th Tuesday

How to count the week day

For the calendar on the right, the first Thursday would be the 1st and the first Monday would be the 5th.

日	月	火	水	木	金	土
No counting				1	2	3
4	5	6	7	8	9	10
11	12	13	14	15	16	17
18	19	20	21	22	23	24
25	26	27	28	29	30	

Areas	Address	Burnable garbage	Bottles, Cans PET bottles	Papers・Clothes	Small metal garbage Hazardous items
17	Ohamacho, Kukuchinishimachi, Shioe1・5chome	Every Tuesday Friday	Every Thursday	Every Monday	The 3rd Wednesday
18	Nishinaniwacho (Houses facing the Route2 are area 25), Higashinaniwacho2~5chome (Houses facing the Route2 are area 25), Minaminanamatsucho, Nishinagasucho3chome		Every Monday	Every Wednesday	The 4th Thursday
19	Onishicho, Santandacho, Higashinanamatsucho, Higashinaniwacho1chome, Meishincho		Every Wednesday	Every Thursday	The 3rd Monday
20	Kanzakicho, Kukuchi3chome, Shioe2~4chome, Shimosakabe1~3chome, Takadacho, Tsugiya, Nishikawa, Hama2・3chome	Every Wednesday Saturday	Every Friday	Every Tuesday	The 2nd Thursday
21	Imafuku, Kinrakujicho1chome, Kuisekitashinmachi1chome, Kuiseiterajima (Houses facing the Route2 are area 26), North side of Route2 at Kuisehonmachi1chome (Houses facing the Route 2 are area 26), Jokoji1・3・4chome, Nagasunakadori1chome, Nagasunishidori1chome, Nagasuhondori1chome, Nagasuhigashidori1chome, Nishinagasucho1chome, Hama1chome		Every Tuesday	Every Monday	The 3rd Friday
22	Kitadaimotsucho, Kinrakujicho2chome, Kuisekitashinmachi2~4chome (Houses facing the Route 2 are area 26), Kuisehonmachi2chome (Houses facing the Route2 are area 26), Jokoji2chome, North side of Route2 at Showadori1・2chome (Houses facing the Route2 are area 26), Nagasunakadori2・3chome, Nagasunishidori2chome, Nagasuhigashidori2・3chome, Nagasuhondori2・3chome, Nishinagasucho2chome		Every Thursday		The 2nd Tuesday
23	Oshima, Oshonishimachi, Oshonakadori1~4chome, Oshokawatacho, Nakiriyamacho, Kotouracho, Sutokuin, Mukogawacho, Motohamacho, Marusimacho, Oohamacho, 「Houses facing the Route2 at Inabaso, Oshokita, Hamadacho」 and others	Every Monday Thursday		Every Tuesday	The 2nd Friday
24	Oshonakadori5chome, Suimeicho, Yomogawacho, Doicho				The 3rd Friday
25	Showadori3~9chome, Showaminamidori, Kandakitadori, Kandanakadori, Kandaminamidori, Kitatakeyacho, Miyauchicho, Takeyacho, Minamitakeyacho, Nishimukojimacho, Nishitakasucho, Nishihonmachi Genbankitanochi, Genbanminaminochi, Tateyacho, Nishimisonochi, Teramachi, Shiomachi, Nishisakuragicho, Higashisakuragicho, Nishihonmachikitadori, Misonochi, Kaimeicho, Nakazaikecho, Higashikaigancho, Tsukiji, Nishimatsushimacho, Kitahatsushimacho, Minamihatsushimacho, 「Houses facing the Route2 at Nishinaniwacho, Higashinaniwacho」 and others	Every Tuesday Friday	Every Wednesday	Every Monday	The 2nd Thursday
26	South side of Route2 at Showadori1・2chome, Nishidaimotsucho, Higashidaimotsucho, Kitajonai, Minamijonai, Daimotsucho, Higashihonmachi, Kuiseiminamishinmachi, Kuisehonmachi3chome, South side of Route2 at Kuisehonmachi1chome, Kajigashima, 「Houses facing the Route2 at Showadori1・2chome, Kuisekitashinmachi, Kuisehonmachi, Kuiseiterajima」				The 4th Thursday